

Based on the dermal image submitted, identifiable characteristics of your skin were cross-compared to images within our dermal library to seek out common attributes to determine the best protocol.

Referred Protocol – Cleanse

The identifiable skin features are most comparable with a female (80%) and male (20%) average age of 44 needing to follow a CLEANSING protocol.

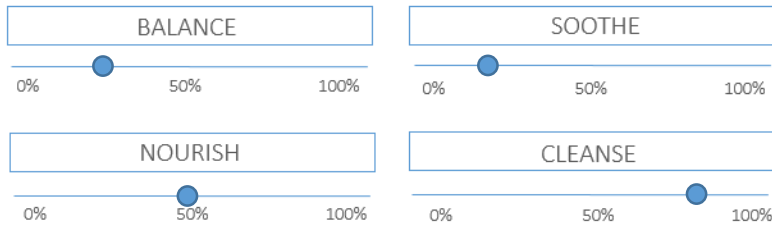
The identifiable characteristics can also provide insight as to essential nutrients that may be optimally supportive, internally and externally. Essential nutrients include vitamins, minerals, amino acids, antioxidants, essential fatty acids, enzymes and probiotics.

Identified Essentials

- [Vitamin B3 \(Niacin\)](#)
- [Vitamin E](#)
- [Selenium](#)
- [Glutathione](#)


The complete list of essentials and associated values based on the generated report are provided below.

Protocol and Identified Essentials



Balance = Underactive, Overactive, Insufficient, Excessive
 Soothe = Inflamed, Sensitive, Irritated, Stressed, Excited
 Nourish = Activate, Build, Strengthen, Replenish, Restore
 Cleanse = Detoxify, Remove, Eliminate, Exfoliate, Reduce

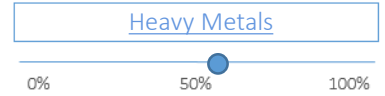
Essential Nutrients



The GRID Highlighter targets key internal and external factors that may be influencing skin appearance based on the identifiable characteristics. Below are factors considered within your generated report.

GRID Highlighter

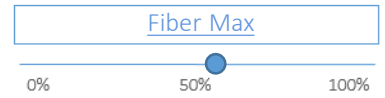
- [Liver](#)
- [Heavy Metals](#)



Products chosen are calculated through a rigorous process of elimination. The client demographics, identified protocol and GRID highlighted factors are equated to generate the products.

Determined Products

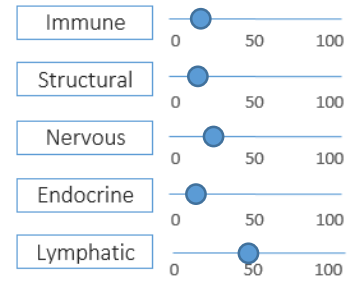
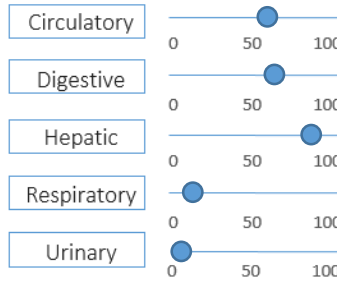
- [Liver Cleanse Plus](#)
- [Fiber Max](#)



DermaGRID uses an advanced algorithm designed to reflect organ systems most influenced & supported by the data generated:

Client Demographics + Dermal Characteristics + Internal & External Factors + Identified Essentials + Determined Products = Organ System Correlations

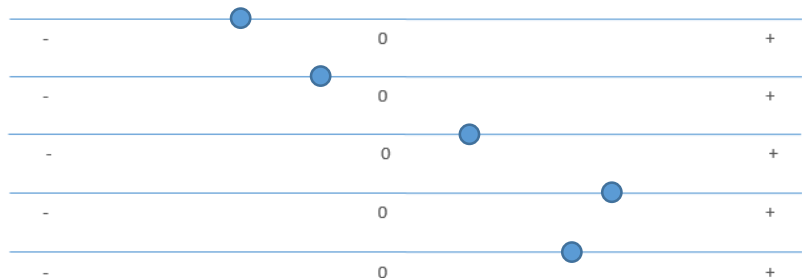
ORGAN SYSTEM CORRELATIONS



The GRID Analyzer was designed to allow practitioners the ability to submit products or factors for the purposes of determining the range of SUPPORTIVE compatibility based on the generated results.


GRID Analyzer

- [Gluten](#)
- [Dairy](#)
- [Hawthorne](#)
- [Resveratrol](#)
- [Alpha Lipoic Acid](#)



A Hormone Chart is provided to highlight specific hormones commonly attributable to the dermal characteristics identified.

Hormones



A Food Chart is provided to highlight supportive foods based on the generated results. As well, Additional Supporters are provided such as homeopathics and essential oils.

Support

TOP 10 FOOD SUPPORTERS		ADDITIONAL SUPPORTERS
Cherries	Walnuts	Peppermint Oil
Garlic	Cabbage	Juniper Oil
Grapefruit	Turmeric	
Dandelion Greens	Lemons	
Quinoa	Salmon	